


FIBERGLASS SWIMMING POOLS

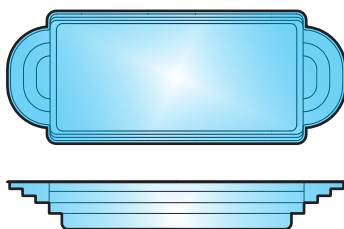



ROMAN



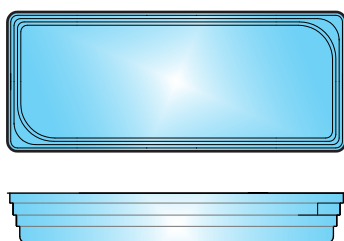
Model	Length (m)	Width (m)	Depth (m)	Volume (m ³)
R-3/40	6.65	4.00	1.60	32.00
R-12/40	7.85	4.00	1.60	39.30
R-13/40	8.15	4.00	1.60	41.00
R-23/40	8.75	4.00	1.60	41.00
R-123/40	10.25	4.00	1.60	44.60
R-3/35	6.65	3.50	1.60	27.70
R-12/35	7.85	3.50	1.60	34.00
R-13/35	8.15	3.50	1.60	35.40
R-23/35	8.75	3.50	1.60	38.50
R-123/35	10.25	3.50	1.60	46.00

DOUBLE ROMAN END



Model	Length (m)	Width (m)	Depth (m)	Volume (m ³)
DR-12/40	8.10	4.00	1.60	35.50
DR-13/40	8.40	4.00	1.60	37.20
DR-23/40	9.00	4.00	1.60	40.70
DR-123/40	10.50	4.00	1.60	49.60
DR-12/35	8.10	3.50	1.60	30.40
DR-13/35	8.40	3.50	1.60	32.00
DR-23/35	9.00	3.50	1.60	35.00
DR-123/35	10.50	3.50	1.60	42.60

CLASSIC



Model	Length (m)	Width (m)	Depth (m)	Volume (m ³)
C-00/40	4.00	4.00	1.60	22.00
C-1/40	5.50	4.00	1.60	30.70
C-2/40	6.10	4.00	1.60	34.30
C-3/40	6.40	4.00	1.60	36.00
C-12/40	7.60	4.00	1.60	43.10
C-13/40	7.90	4.00	1.60	45.00
C-23/40	8.50	4.00	1.60	48.50
C-123/40	10.00	4.00	1.60	57.30
C-1/35	5.50	3.50	1.60	26.60
C-2/35	6.10	3.50	1.60	29.70
C-3/35	6.40	3.50	1.60	31.20
C-12/35	7.60	3.50	1.60	37.40
C-13/35	7.90	3.50	1.60	38.80
C-23/35	8.50	3.50	1.60	42.00
C-123/35	10.00	3.50	1.60	49.60

Features:

- Practical and easy maintenance.
- Fast and easy installation.
- Wide range of sizes and colors.
- Strong and durable with long life.
- Easy installation of thermal insulation.
- Smooth surface is algae resistant.